

MONO-PERC

GMF78HM10

30
YEARS

LINEAR
PERFORMANCE
WARRANTY*

12
YEARS

PRODUCT
WARRANTY**

21.04%

MODULE
CONVERSION
EFFICIENCY

ASSURED
82.05%
**POWER
OUTPUT**
AT THE END OF
30TH YEAR

MADE IN
INDIA

KEY FEATURES



Cutting Edge
Manufacturing
Technology



Excellent Performance
@ Dawn, Dusk and
Low Light



Dual stage
100% EL
Testing



Positive Tolerance
@ 0~5W



PID resistance by adopting
advanced cell technology
and qualified Raw Materials



Better
Shading
Performance

QUALITY & RELIABILITY

1 Qualified Premium Quality Raw Materials

3 IP-68 Junction Box

2 Inhouse Laboratory Checks at multiple stages

4 Suitable for 1500 VDC

CERTIFICATIONS

Comprehensive Product and System Certifications under process :

BIS | IEC 61730 | IEC 61215 | UL 61730 | IEC 62804 (PID) | IEC 61701 (Salt Mist) | IEC 61726 (Ammonia)
IEC 62782 | IEC 61853-1 & 2 (PAN file) | LID, LeTID | IEC 60068 (Sand & Dust) | IEC 62759 (Transportation)
CEC | CE

Technical Data for GMF78HM10 Mono-PERC Module

Electrical Parameter at STC

Module Type	GMF78HM10**					
Capacity rating – Pmax (Wp**)	565	570	575	580	585	590
Power Tolerance (Wp)	0-+4.99	0-+4.99	0-+4.99	0-+4.99	0-+4.99	0-+4.99
Open circuit voltage - Voc(V)	52.62	52.76	52.93	53.11	53.28	53.40
Short circuit current - Isc(A)	13.70	13.78	13.86	13.94	13.97	14.00
Rated voltage - Vmp(V)	43.42	43.56	43.70	43.84	43.98	44.12
Rated current - Imp(A)	13.01	13.09	13.16	13.24	13.31	13.38
Module efficiency (%)	20.15	20.33	20.51	20.69	20.87	21.04

Under Standard Test Conditions (STC) of irradiance 1000 W/m², spectrum AM 1.5 and cell temperature of 25°C. Except Pmax, all other parameters have a tolerance of ±3%.

Permissible Operating Conditions

Temperature range	-40°C to + 85°C
Maximum system voltage	1500 VDC
NOCT	45± 2°C
Hail resistance	Maximum diameter of 25 mm with velocity 23 m/s

Temperature Coefficient (TC)

Temperature Coefficient (Voc)	-0.31% /°C
Temperature Coefficient (Isc)	0.04% /°C
Temperature Coefficient (Pmax)	-0.38% /°C

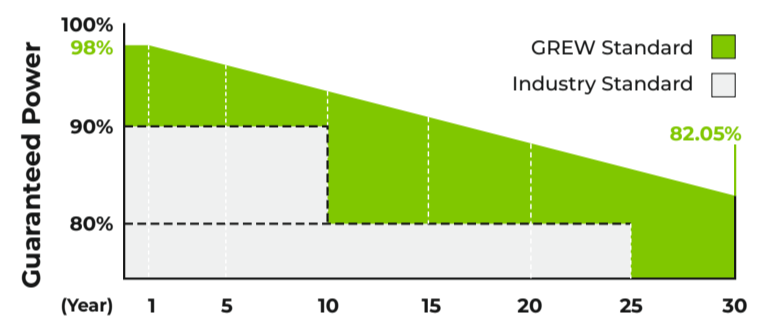
Mechanical Specification

Specification	Details
Solar cells	MONO-PERC, MBB, M10 - 156 Half-Cut Cells
Encapsulation	Ultra - clear PID free EVA (Ethylene-Vinyl-Acetate)
Backside	UV protected reflective backsheet
Frame	Silver Anodized Aluminium Alloy
Front glass	3.2 mm, High Transmissivity, ARC Tempered Glass
Dimensions	(L) 2470 mm x (W) 1135 mm x (H) 40 mm (35mm)
Weight	~30.3 kg
J-box	25A, IP68, 3 Diodes
Cable	Dia: 4mm ² , Length: 400mm / 1200mm / Customized
Connectors	MC4-compatible connectors
Application Class	Class A
Electrical Safety	Class II
Fire Safety	Class C (Type 1)
Surface load	(Snow load 5400 Pa, wind load 2400 Pa).

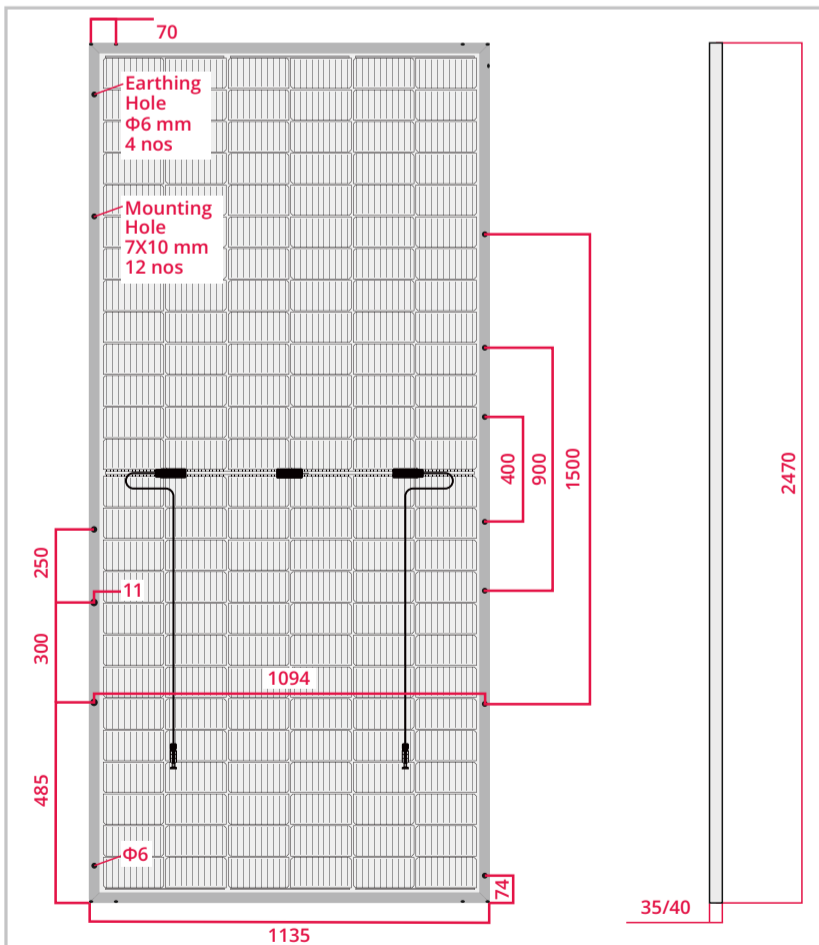
Packing Configuration

Container	40' HQ (35mm Frame)	40' HQ (40mm Frame)
Modules per Pallet	31	27
Pallets per Container	16	16
Modules per Container	496	432

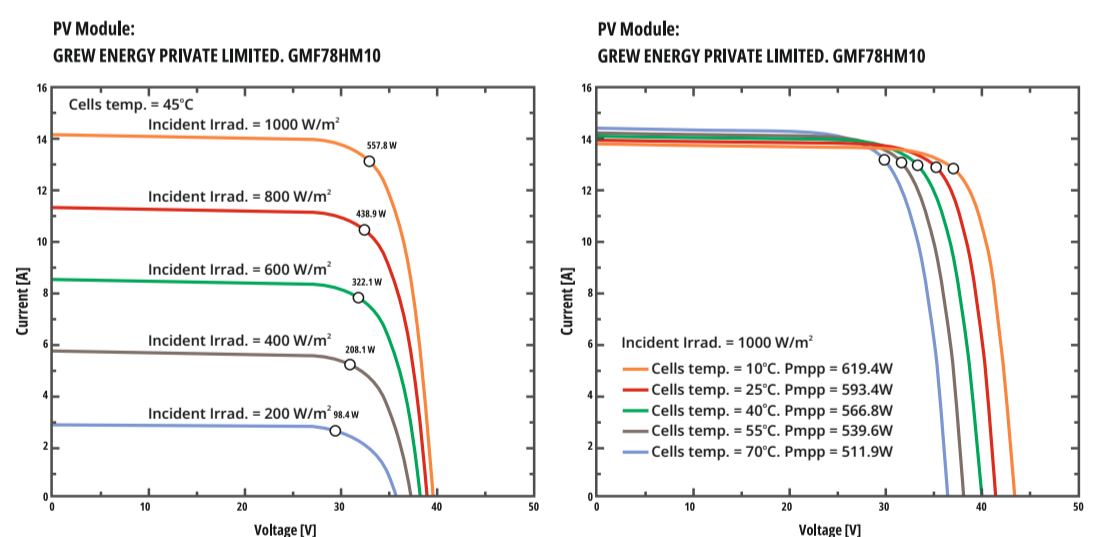
Linear Performance Warranty



Drawing (Measurements are in mm)



IV Curve



- Ensure proper disposal of the product as E-waste when it reaches the end of its operational lifespan to safeguard the environment.
- When unpacking and installing this product, it is crucial to diligently consult the guidelines outlined in the company manual. Doing so will enable you to handle and install the product accurately and mitigating any potential risks of damage.

*Linear Performance Warranty with 2% degradation in the 1st year, and only 0.55% from year 2 to 30.

**Warranty claims applicable as per GREW's manual guidelines

GREW
A CHIRIPAL GROUP VENTURE